

SAFE WORK MADE SIMPLE

Are you considering a high risk construction work activity?



Working where there is a risk of falling more than 2 metres



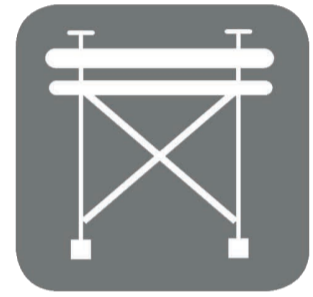
Working on a telecommunication tower



Demolition of a structure that is load bearing or related to the physical integrity of the structure



Disturbing asbestos



Structural alterations or repairs that require temporary support to prevent collapse



Working in a confined space



Working near a shaft, trench or tunnel deeper than 1.5 metres



Using explosives



Working near pressurised gas distribution mains or piping




Working on a road, railway, shipping lane or other traffic corridor that is in use by traffic other than pedestrians



Working near energised electrical installations or services



Working in a contaminated or flammable atmosphere



Working with tilt-up or precast concrete



Working near chemical, fuel or refrigerant lines



Working around powered mobile plant




Working in areas of artificial extremes of temperature



Working around water or other liquids that involves a risk of drowning



Diving work



Work that involves the cutting of crystalline silica material using a power tool or another mechanical process

If you answered 'yes' to any of these, you need to complete a **Safe Work Method Statement**